DRAWING ABBREVIATIONS

A	----------
AAB	ARCHITECTURAL ACCESS BOARD
A LABEL	UL CLASS A DOOR (3 HR / 180 MIN)
A/C	AIR CONDITIONING
A/C UNIT	AIR CONDITIONING UNIT
A/E	ARCHITECT/ENGINEER
AB	ANCHOR BOLT
ACC	ACCESSIBLE
ACM	ASBESTOS CONTAINING MATERIALS
ACS	AUTOMATIC CONTROL SYSTEM
ACS DR	ACCESS DOOR
ACS PNL	ACCESS PANEL
ACT	ACOUSTIC CEILING TILE
ADA	AMERICANS WITH DISABILITIES ACT
ADJ	ADJACENT
ADMIN	ADMINISTRATION
AFC	ABOVE FINISHED COUNTER
AFF	ABOVE FINISHED FLOOR
AFG	ABOVE FINISHED GRADE
AFS	ABOVE FINISHED SLAB
AGGR	AGGREGATE
AHU	AIR HANDLING UNIT
AIA	AMERICAN INSTITUTE OF ARCHITECTS
AIB	AIR INFILTRATION BARRIER
ALT	ALTERNATE
ALUM	ALUMINUM
ANOD	ANODIZE
APC	ACOUSTICAL PANEL CEILING
APPX	APPROXIMATE
AR	AS REQUIRED
ARCH	ARCHITECT
ASC	ABOVE SUSPENDED CEILING
ASHRAE	AMERICAN SOCIETY OF HEATING, REFRIGERATING, AND AIR-CONDITIONING ENGINEERS
ASSY	ASSEMBLY
ATC	ACOUSTICAL TILE CEILING
AVE	AVENUE
AVG	AVERAGE
AW	ARCHITECTURAL WOODWORK
AWT	ACOUSTICAL WALL TREATMENT
B	----------
B LABEL	UL CLASS B DOOR (1 1/2 HR / 90 MIN)
BA	BATHROOM
BALC	BALCONY
BB	BASEBOARD
BC	BOOKCASE
BD	BOARD
BDRY	BOUNDARY
BF	BARRIER-FREE
BFF	BELOW FINISH FLOOR
BHMA	BUILDER'S HARDWARE MANUFACTURER'S ASSOCIATION
BIT	BITUMINOUS
BLDG	BUILDING
BLKG	BLOCKING
BLT IN	BUILT-IN
BN	BULLNOSE
BO	BOTTOM OF
BOS	BOTTOM OF STEEL
BOT	BOTTOM
BP	BUILDING PAPER
BRK	BRICK
BRKT	BRACKET
BS	BOTH SIDES
BSMT	BASEMENT
BTWN	BETWEEN
BUR	BUILT-UP ROOFING
C	----------
C CONC	CAST CONCRETE
C LABEL	UL CLASS C DOOR (3/4 HR / 45 MIN)
CAB	CABINET
CATW	CATWALK
CAV	CAVITY
CBB	CEMENTITIOUS (BACKER) BOARD
CD	CONSTRUCTION DOCUMENTS
CDW	CHILLED DRINKING WATER
CEM PLAS	CEMENT PLASTER
CER	CERAMIC
CF	CONTRACTOR FURNISHED
CF/CI	CONTRACTOR FURNISHED/CONTRACTOR INSTALLED
CFE	CONTRACTOR FURNISHED EQUIPMENT
CFLG	COUNTERFLASHING
CFM	CUBIC FEET PER MINUTE
CFMF	COLD-FORMED METAL FRAMING
CFS	CUBIC FEET PER SECOND
CG	CORNER GUARD
CI	CAST IRON
CIP	CAST-IN-PLACE
CLF	CHAIN LINK FENCE
COND	CONDITION
CJ	CONTROL JOINT
CL	CENTER LINE
CLG	CEILING
CLG DIFF	CEILING DIFFUSER
CLG HT	CEILING HEIGHT
CLL	COLUMN LINE
CLOS	CLOSET
CLR	CLEAR
CLRM	CLASSROOM
CMU	CONCRETE MASONRY UNIT
CNDS	CONDENSATE
CNTR	COUNTER
CDR	CARD READER
CO	CLEANOUT
COL	COLUMN
COMM	COMMUNICATION
CONC	CONCRETE
CONC FLR	CONCRETE FLOOR
CONF	CONFERENCE
CONN	CONNECTION
CONST	CONSTRUCTION
CONT	CONTINUE
CONTR	CONTRACTOR
COORD	COORDINATE
CORR	CORRIDOR
CP	CONCRETE PIPE
CPT	CARPET
CR	CONTROL ROOM
CS	CAST STONE
CSWK	CASEWORK
CT	CERAMIC TILE
CTB	CERAMIC TILE BASE
CTF	CERAMIC TILE FLOOR
CTR	CENTER
CU FT	CUBIC FEET
CW	COLD WATER
D	----------
D	DEPTH / DRYER
D LABEL	UL CLASS D DOOR (1 1/2 HR / 90 MIN)
DBL	DOUBLE
DEMO	DEMOLITION
DEPT	DEPARTMENT
DES	DESIGN
DET	DETAIL
DF	DRINKING FOUNTAIN
DIAM	DIAMETER
DIM	DIMENSION
DIR	DIRECTION
DISP	DISPENSER
DIST	DISTANCE
DF	DRINKING FOUNTAIN
DK	DECK
DW	DISH WASHER
DWG	DRAWING
DWS	DRINKING WATER STATION
DOC	DOCUMENT
DR	DOOR
DS	DOWNSPOUT
E	----------
E LABEL	UL CLASS E DOOR (3/4 HR / 45 MIN OR 1/3 HR / 20 MIN)
EA	EACH
ES	EACH SIDE
EF	EACH FACE
EIFS	EXTERIOR INSULATION AND FINISH SYSTEM
EJ	EXPANSION JOINT
ES	EACH SIDE
EL	ELEVATION
ELEC	ELECTRICAL
ELEV	ELEVATOR
EMER	EMERGENCY
ENCL	ENCLOSURE
ENTR	ENTRANCE
EPS	EXPANDED POLYSTYRENE BOARD (INSULATION)
EQ	EQUAL
EQUIP	EQUIPMENT
ETR	EXISTING TO REMAIN
EWC	ELECTRIC WATER COOLER
EXH	EXHAUST
EXP	EXPOSED
EXT	EXTERIOR
EXT	EXTINGUISHER
EXTG	EXISTING
EXT GR	EXTERIOR GRADE
F	----------
FA	FIRE ALARM
FAAP	FIRE ALARM ANNUNCIATOR PANEL
FACP	FIRE ALARM CONTROL PANEL
FAS BD	FASCIA BOARD
FC BRK	FACE BRICK
FCO	FLOOR CLEANOUT
FD	FLOOR DRAIN
FDTN	FOUNDATION
FE	FIRE EXTINGUISHER
FEC	FIRE EXTINGUISHER CABINET
FED	FEDERAL
FF	FINISH FACE
FF EL	FINISH FLOOR ELEVATION
FF INSUL	FOIL BACKED INSULATION
FGL	FIBERGLASS
FH	FIRE HOSE
FHP	FULL HEIGHT PARTITION
FIN	FINISH
FIN BS	FINISH BOTH SIDES
FIN FLR	FINISH FLOOR
FIN GR	FINISH GRADE
FIXT	FIXTURE
FLDG	FOLDING
FLEX	FLEXIBLE
FLG	FLOORING
FLMT	FLUSH MOUNT
FLR	FLOOR
FM	FACTORY MUTUAL
FOC	FACE OF CONCRETE
FOF	FACE OF FINISH
FOM	FACE OF MASONRY
FOS	FACE OF STRUCTURE / STUD
FOW	FACE OF WALL
FP	FIRE PROTECTION
FR	FIRE RESISTANT
FRG	FIBER REINFORCED GYPSUM
FRMG	FRAMING
FRP	FIBERGLASS REINFORCED PLASTIC
FRTW	FIRE RETARDANT TREATED WOOD
FS	FEDERAL SPECIFICATION
FSTNR	FASTENER
FT	FEET
FTG	FOOTING
FWC	FABRIC WALLCOVERING
G	----------
G	NATURAL GAS
GA	GAUGE
GALV	GALVANIZED
GB	GYPSUM BASE
GC	GENERAL CONTRACTOR
GFRG	GLASS-FIBER-REINFORCED GYPSUM
GL	GLASS / GLAZING
GR FL	GROUND FLOOR
GUT	GUTTER
GWB	GYPSUM BOARD
GYP PLAS	GYPSUM PLASTER
H	----------
HB	HOSE BIBB
HDPE	HIGH DENSITY POLYETHYLENE
HDWR	HARDWARE
HDWD	HARDWOOD
HEPA	HIGH EFFICIENCY PARTICULATE AIR (FILTER)
HM	HOLLOW METAL
HMD	HOLLOW METAL DOOR
HORIZ	HORIZONTAL
HR	HOUR
HT	HEIGHT
HTG	HEATING
HVAC	HEATING, VENTILATION, AND AIR CONDITIONING
HW	HOT WATER
HYDR	HYDRAULIC
I	----------
IBC	INTERNATIONAL BUILDING CODE
IEBC	INTERNATIONAL EXISTING BUILDING CODE
IECC	INTERNATIONAL ENERGY CONSERVATION CODE
IFC	INTERNATIONAL FIRE CODE
IMC	INTERNATIONAL MECHANICAL CODE
IN	INCH
INCL	INCLUDED
IND	INDICATED
INSUL	INSULATION
INT	INTERIOR
INTM	INTERMEDIATE
ILO	IN LIEU OF
J	----------
JAN	JANITOR
JT	JOINT
K	----------
KPD	KEYPAD
KIT	KITCHEN
KPL	KICKPLATE
L	----------
LAM	LAMINATE
LAV	LAVATORY
LBP	LEAD BASED PAINT
LBR	LUMBER
LBS	POUND
LCC	LEAD COATED COPPER
LDG	LANDING
LEED	LEADERSHIP IN ENERGY AND ENVIRONMENTAL DESIGN
LF	LINEAR FEET (FOOT)
LIB	LIBRARY
LIN	LINEAR
LKR	LOCKER
LOC	LOCATION
LT	LIGHT
LVDR	LOUVER DOOR
LVR	LOUVER
M	----------
MAAB	MASSACHUSETTS ARCHITECTURAL ACCESS BOARD
MACH RM	MACHINE ROOM
MAS	MASONRY
MATL	MATERIAL
MAX	MAXIMUM
MB	MOISTURE BARRIER
MC	MOISTURE CONTENT
MD	METAL DECK
MDF	MEDIUM DENSITY FIBER BOARD
MDO	MEDIUM DENSITY OVERLAY
MECH	MECHANICAL
MECH RM	MECHANICAL ROOM
MEMB	MEMBRANE
MF	MILL FINISH
MFR	MANUFACTURER
MID	MIDDLE
MIL STD	MILITARY STANDARD
MIN	MINIMUM, MINUTE
MIRR	MIRROR
MISC	MISCELLANEOUS
MLDG	MOLDING (MOULDING)
MO	MASONRY OPENING
MOD	MODIFY
MR	MOISTURE RESISTANT
MTD	MOUNTED
MTG	MOUNTING
MTL	METAL
MVBL	MOVEABLE
MWP	MEMBRANE WATERPROOFING
N	----------
N	NORTH
NA	NOT APPLICABLE
NFPA	NATIONAL FIRE PROTECTION ASSOCIATION
NIC	NOT IN CONTRACT
NO	NUMBER
NOM	NOMINAL
NP	NO PAINT
NRC	NOISE REDUCTION COEFFICIENT
NTS	NOT TO SCALE
O	----------
OA	OVERALL
OC	ON CENTER
OD	OUTSIDE DIAMETER
OFCI	OWNER FURNISHED CONTRACTOR INSTALLED
OFD	OVERFLOW DRAIN
OFF	OFFICE
OGL	OBSCURE GLASS
OPH	OPPOSITE HAND
OPNG	OPENING
OPP	OPPOSITE
OPQ	OPAQUE
OWSJ	OPEN WEB STEEL JOIST
OPT	OPTIONAL
OPR	OPERABLE
ORD	OVERFLOW ROOF DRAIN
ORIG	ORIGINAL
P	----------
PA	PUBLIC ADDRESS
PAR	PARAPET
PAT	PATTERN
PB	PULL BOX
PBD	PARTICLEBOARD
PCC	PRECAST CONCRETE
PCF	POUNDS PER CUBIC FOOT
PCT	PERCENT
PERF	PERFORATED
PERIM	PERIMETER
PH	PHASE
PIL	PILASTER
PL	PROPERTY LINE OR PLATE
PL GL	PLATE GLASS
PLAM	PLASTIC LAMINATE
PLAS	PLASTER
PLBG	PLUMBING
PLG	PILING
PLMB	PLUMBING
PLYWD	PLYWOOD
PNL	PANEL
PP PL	PUSH/PULL PLATE
PR	PAIR
PRCST	PRECAST
PRKG	PARKING
PS CONC	PRESTRESSED CONCRETE
PSF	POUNDS PER SQUARE FOOT
PSI	POUNDS PER SQUARE INCH
PT	PRESSURE TREATED
PTD	PAINTED
PTDR	PAPER TOWEL DISPENSER AND RECEPTACLE
PTN	PARTITION
PWR	POWER
Q	----------
QT	QUARRY TILE
QTY	QUANTITY
R	----------
RB	RUBBER BASE
RBM	REINFORCED BRICK MASONRY
RBR	RUBBER
RC	REINFORCED CONCRETE
RCP	REFLECTED CEILING PLAN
RD	ROOF DRAIN
RDG INS	RIGID INSULATION, SOLID
REC	RECESSED
REC ROOM	RECREATION ROOM
REF	REFRIGERATOR
REFER	REFERENCE
REM	REMOVABLE
REP	REPAIR
REPL	REPLACE
REQ	REQUIRED
RES	RESILIENT BASE
RESIL	RESILIENT
REST	RESTROOM
RF	RESILIENT FLOORING
RFG	ROOFING
RH	ROOF HATCH
RHR	RIGHT HAND REVERSE
RL	RAIN LEADER
RLG	RAILING
RM	ROOM
RO	ROUGH OPENING
RSD	ROLLING STEEL DOOR
RV	ROOF VENT
RVL	REVEAL
S	----------
SAFB	SOUND ATTENUATION FIRE BATTS / BLANKETS
SB	SPLASH BLOCK
SCHED	SCHEDULE
SD	SMOKE DETECTOR
SF	SQUARE FOOT (FEET)
SFTWD	SOFTWOOD
SGL	SINGLE
SH	SHOWER
SHT	SHEET
SHT MTL FLASH	SHEET METAL (FLASHING)
SHTHG	SHEATHING
SHV	SHELVING
SIM	SIMILAR
SJ	SCORED JOINT
SKLT	SKYLIGHT
SLT	SEALANT
SMACNA	SHEET METAL AND AIR CONDITIONING CONTRACTORS' NATIONAL ASSOCIATION
SMK	SMOKE
SMLS	SEAMLESS
SP	SPACE / SPRINKLER
SP EL	SPOT ELEVATION
SPEC	SPECIFICATION
SQ	SQUARE
SQ IN	SQUARE INCH
SQ YD	SQUARE YARD
SST	STAINLESS STEEL
ST	STAIRS
STD	STANDARD
STL	STEEL
STL JST	STEEL JOIST
STL RF DK	STEEL ROOF DECK
STOR	STORAGE
STR	STRINGERS
STRUC	STRUCTURAL
STRB/HRN	STROBE/HORN
SUB FL	SUBFLOOR
SUSP	SUSPENDED
SV	SHEET VINYL
SW	SIDEWALK
T	----------
T	TREAD
T/S	TUB/SHOWER
TC	TERRA COTTA
TD	TRENCH DRAIN
TEL	TELEPHONE
TEMP	TEMPORARY
TER	TERRAZZO
TFF	TOP OF FINISH FLOOR
THK	THICKNESS
TK BD	TACKBOARD
TMPD GL	TEMPERED GLASS
TN	TRUE NORTH
TOF	TOP OF FOOTING
TOM	TOP OF MASONRY
TOP	TOP OF PARAPET
TOPO	TOPOGRAPHY
TOS	TOP OF SLAB
TPD	TOILET PAPER DISPENSER
TRANS	TRANSOM
TRTD	TREATED
TV	TELEVISION
TYP	TYPICAL
U	----------
UL	UNDERWRITERS LABORATORIES
UNDST	UNDISTURBED
UON	UNLESS OTHERWISE NOTED
USGBC	UNITED STATES GREEN BUILDING COUNCIL
V	----------
VCT	VINYL COMPOSITE TILE
VER	VERTICAL
VIF	VERIFY IN FIELD
VP	VENEER PLASTER
VR	VAPOR RETARDER
W	----------
W	WIDE
W/	WITH
WC	WATER CLOSET
W/D	WASHER / DRYER
WD	WOOD

SYMBOLS LEGEND

MATERIALS

CONCRETE/ PRECAST CONCRETE
SOIL
SAND, EIFS FINISH COAT, OR CEMENT PLASTER
BRICK
CMU
STONE
FIBERGLASS BATT INSULATION
FIBERGLASS SEMI RIGID INSULATION
MINERAL WOOL SEMI RIGID INSULATION
EXPANDED POLYSTYRENE RIGID INSULATION
EXTRUDED POLYSTYRENE RIGID INSULATION
POLYISOCYANURATE RIGID INSULATION
GYPSUM BOARD
EXTERIOR GYPSUM SHEATHING
EXTERIOR CEMENT BOARD
COATED GLASS MAT WATER RESISTANT GYP BD
PLYWOOD
COVER BOARD

RATED WALL SYMBOLS:
1 HR FIRE
2 HR FIRE
SMOKE SEPARATION

ANNOTATION CALLOUTS/DRAWING SYMBOLS

1 / A41.1 — INTERIOR ELEVATION; SHEET NUMBER WHERE SECTION/DETAIL IS DRAWN
1 — ELEVATION NUMBER
1 / A101 / SIM — EXTERIOR ELEVATION; SHEET NUMBER WHERE SECTION/DETAIL IS DRAWN
1 / A101 — SECTION; SHEET NUMBER WHERE SECTION/DETAIL IS DRAWN
1 / A101 / SIM — ENLARGEMENT, DETAIL; SHEET NUMBER WHERE SECTION/DETAIL IS DRAWN
SPOT ELEVATION
Name / Elevation — FLOOR LEVEL & NAME
001 — SHEET KEYED NOTE

Room name / 101 — ROOM NAME/NUMBER
1t — WINDOW TYPE
1i — WALL TYPE
0.0 — GRID / COLUMN LINE DESIGNATOR
AB-12 — EQUIPMENT NUMBER
101A — DOOR NUMBER
1 — REVISION TAG
NORTH — NORTH ARROW w/ TRUE NORTH INDICATION
Name / Room_Occupancy_Class / 101 / 150 SF — ROOM OCCUPANCY & AREA
EGRESS ROUTE: Egress_ID / Egress_Length — EGRESS ROUTE ID AND SECTION LENGTH

CEILING SYMBOLS

2' x 2' ACT CEILING
4' x 4' ACT CEILING
1' x 1' ACT CEILING
GYP. BD. CEILING
2 X 4 LIGHT FIXTURE
RETURN AIR GRILLE
SUPPLY AIR GRILLE
EXHAUST AIR GRILLE
EXIT LIGHT
2 x 2 LIGHT FIXTURE
SUSP. FLUORESCENT LIGHT

INDEX LEGEND

NUMBERING SYSTEM:

01/A2.10

- NUMBER OF PLAN, DETAIL, ETC. ON SHEET
- DISCIPLINE:
  - C - CIVIL
  - L - LANDSCAPE
  - A - ARCHITECTURE
  - M - MECHANICAL
  - E - ELECTRICAL
  - P - PLUMBING
  - S - STRUCTURAL
  - K - FOOD SERVICE
- SERIES NUMBER
- SHEET NUMBER WITHIN SERIES

GENERAL NOTES

COMMON GROUND DEVELOPMENT CORPORATION

155 Merrimack Street 2nd Floor
Lowell MA 01852

DRACUT CENTER
SENIOR HOUSING

1530 BRIDGE STREET
DRACUT, MA 01826

BWA ARCHITECTURE

132 Lincoln Street, Boston MA 02111 617.350.7420
www.bwaboston.com

Issue

No.	Description	Date
01	50% SCHEMATIC	10/23/19

DRAWING TITLE

ABBREVIATIONS, SYMBOLS, GENERAL NOTES

SHEET NO.

A0.01

PROJECT NO. 1916

© Copyright BWA Architecture, INC

C:\Users\GenevieveFrank\Documents\1916_A_CGDC Dracut_BldgSite_R18_gfrank97R6G.rvt
10/23/2019 11:35:35 AM

SHEET NOTES

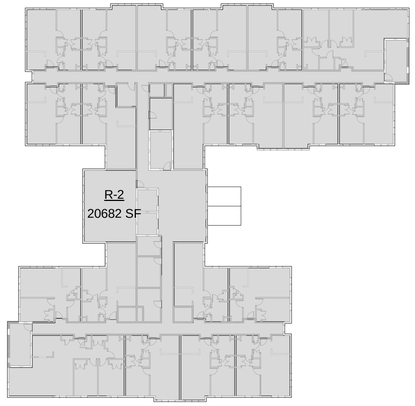

6 LEVEL 3
1/32" = 1'-0"

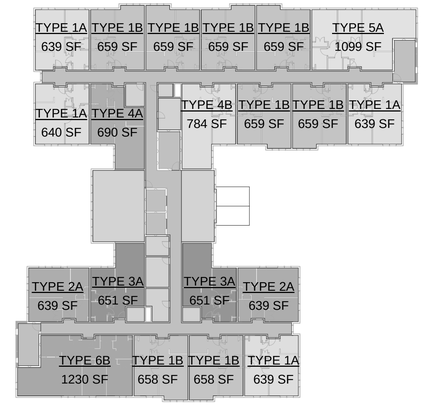

3 LEVEL 3
1/32" = 1'-0"

5 LEVEL 2
1/32" = 1'-0"

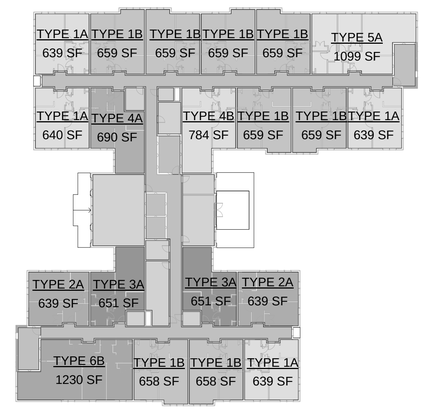

2 LEVEL 2
1/32" = 1'-0"

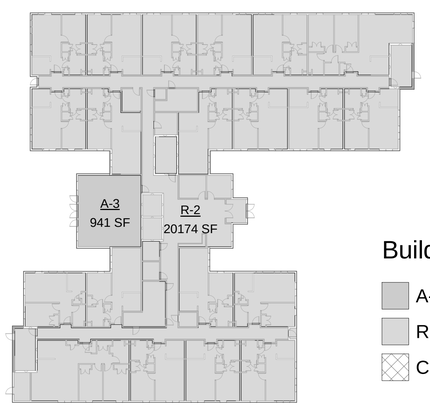

4 LEVEL 1
1/32" = 1'-0"

Building Area Legend

- A-3
- R-2
- Calculating...

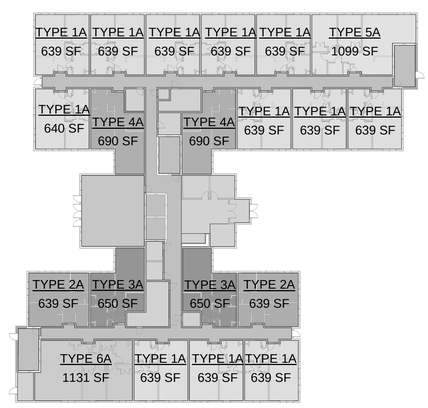

1 LEVEL 1
1/32" = 1'-0"

AREA SCHEDULE (GROSS BUILDING)

LEVEL	AREA	TYPE
LEVEL 1	20174 SF	R-2
LEVEL 1	941 SF	A-3
	21115 SF	
LEVEL 2	20682 SF	R-2
	20682 SF	
LEVEL 3	20682 SF	R-2
	20682 SF	
Grand total	62479 SF	

UNIT TYPE MATRIX

UNIT TYPE	UNIT COUNT	BEDROOM COUNT	UNIT AREA	UNIT LOCATION
TYPE 1A	20	1	639 SF	LEVELS 1,2,3
TYPE 1B	16	1	659 SF	LEVELS 2,3
TYPE 2A	6	1	639 SF	LEVELS 1,2,3
TYPE 3A	6	1	651 SF	LEVELS 1,2,3
TYPE 4A	4	1	690 SF	LEVELS 1,2,3
TYPE 4B (ADA)	2	1	784 SF	LEVELS 2,3
TYPE 5A	3	2	1099 SF	LEVELS 1,2,3
TYPE 6A (ADA)	1	2	1131 SF	LEVEL 1
TYPE 6B	2	2	1230 SF	LEVELS 2,3

*ALL UNIT TYPES TO HAVE 1 BATHROOM

BUILDING AREA KEY PLANS

UNIT KEY PLANS

NORTH

0 16' 32' 64'
SCALE: 1/32" = 1'-0"

COMMON GROUND DEVELOPMENT CORPORATION
155 Merrimack Street 2nd Floor
Lowell MA 01852

DRACUT CENTER
SENIOR HOUSING

1530 BRIDGE STREET
DRACUT, MA 01826

BWA ARCHITECTURE
132 Lincoln Street, Boston MA 02111 617.350.7420
www.bwaboston.com

Issue

No.	Description	Date
01	50% SCHEMATIC	10/23/19

DRAWING TITLE
UNIT KEY PLANS AND AREA PLANS

SHEET NO.
A0.02

PROJECT NO. 1916

© Copyright BWA Architecture, INC

C:\Users\GenevieveFrank\Documents\1916_A_CGDC Dracut_BldgSite_R18_gfrank97R6G.rvt
10/23/2019 11:35:57 AM

SHEET NOTES



2 PERSPECTIVE VIEW

1 PERSPECTIVE VIEW

COMMON GROUND DEVELOPMENT CORPORATION

155 Merrimack Street 2nd Floor
Lowell MA 01852

DRACUT CENTER
SENIOR HOUSING

1530 BRIDGE STREET
DRACUT, MA 01826

BWA ARCHITECTURE

132 Lincoln Street, Boston MA 02111 617.350.7420
www.bwaboston.com

Issue

No.	Description	Date
01	50% SCHEMATIC	10/23/19

DRAWING TITLE

PERSPECTIVE VIEWS

SHEET NO.

A0.03

PROJECT NO. 1916

© Copyright BWA Architecture, INC

10/23/2019 11:36:41 AM C:\Users\GenevieveFrank\Documents\1916_A_CGDC Dracut_BldgSite_R18_gfrank97R6G.rvt

SHEET NOTES

1. SEE SHEET A0.01 FOR GENERAL NOTES.

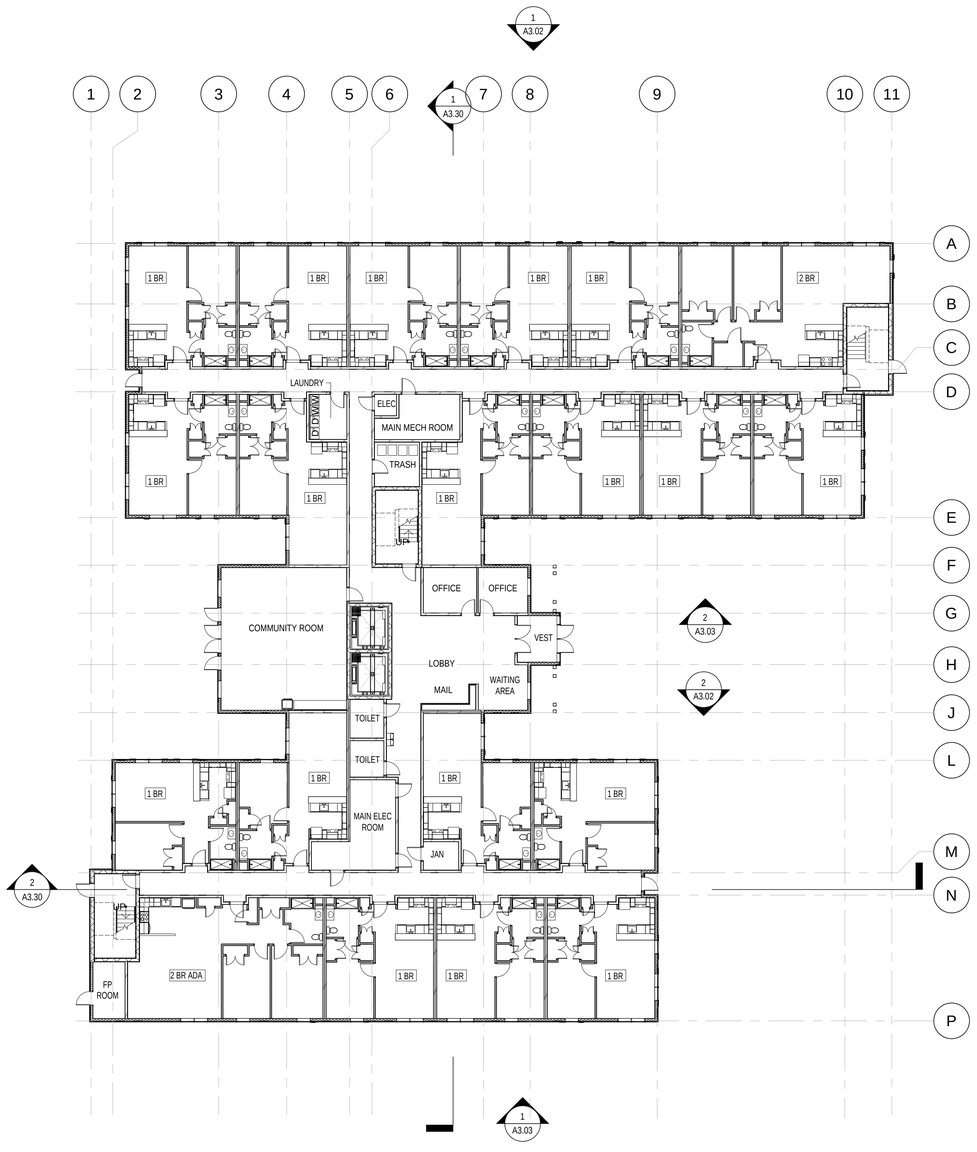

1 FLOOR PLAN - LEVEL 1
1/16" = 1'-0"

CODED NOTES

NORTH

0 8' 16' 32'
SCALE: 1/16" = 1'-0"

COMMON GROUND DEVELOPMENT CORPORATION

155 Merrimack Street 2nd Floor
Lowell MA 01852

DRACUT CENTER SENIOR HOUSING

1530 BRIDGE STREET
DRACUT, MA 01826

BWA ARCHITECTURE

132 Lincoln Street, Boston MA 02111 617.350.7420
www.bwaboston.com

Issue

No.	Description	Date
01	50% SCHEMATIC	10/23/19

DRAWING TITLE

FLOOR PLAN - LEVEL 1

SHEET NO.

A2.10

PROJECT NO. 1916

© Copyright BWA Architecture, INC

10/23/2019 11:36:50 AM C:\Users\GenevieveFrank\Documents\1916_A_CGDC Dracut_BldgSite_R18_gfrank97R6G.rvt

SHEET NOTES

1. SEE SHEET A0.01 FOR GENERAL NOTES.

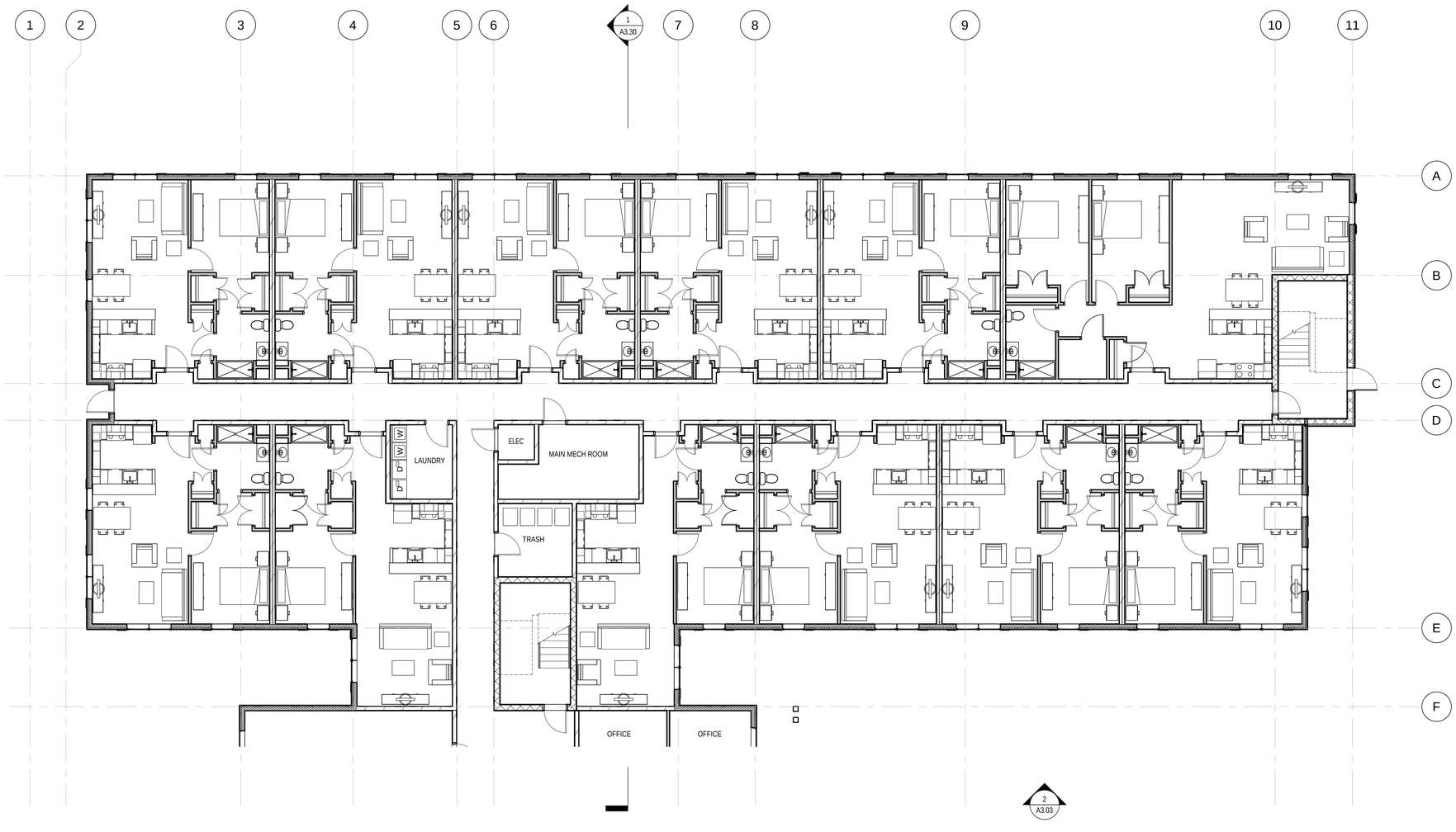

CODED NOTES

1 LEVEL 1 - NORTH
1/8" = 1'-0"

NORTH

0 4' 8' 16'
SCALE: 1/8"=1'-0"

COMMON GROUND DEVELOPMENT CORPORATION

155 Merrimack Street 2nd Floor
Lowell MA 01852

DRACUT CENTER
SENIOR HOUSING

1530 BRIDGE STREET
DRACUT, MA 01826

BWA ARCHITECTURE

132 Lincoln Street, Boston MA 02111 617.350.7420
www.bwaboston.com

Issue

No.	Description	Date
01	50% SCHEMATIC	10/23/19

DRAWING TITLE

FLOOR PLAN - LEVEL 1 NORTH

SHEET NO.

A2.11

PROJECT NO. 1916

© Copyright BWA Architecture, INC

10/23/2019 11:37:00 AM C:\Users\GenevieveFrank\Documents\1916_A_CGDC Dracut_BldgSite_R18_gfrank97R6G.rvt

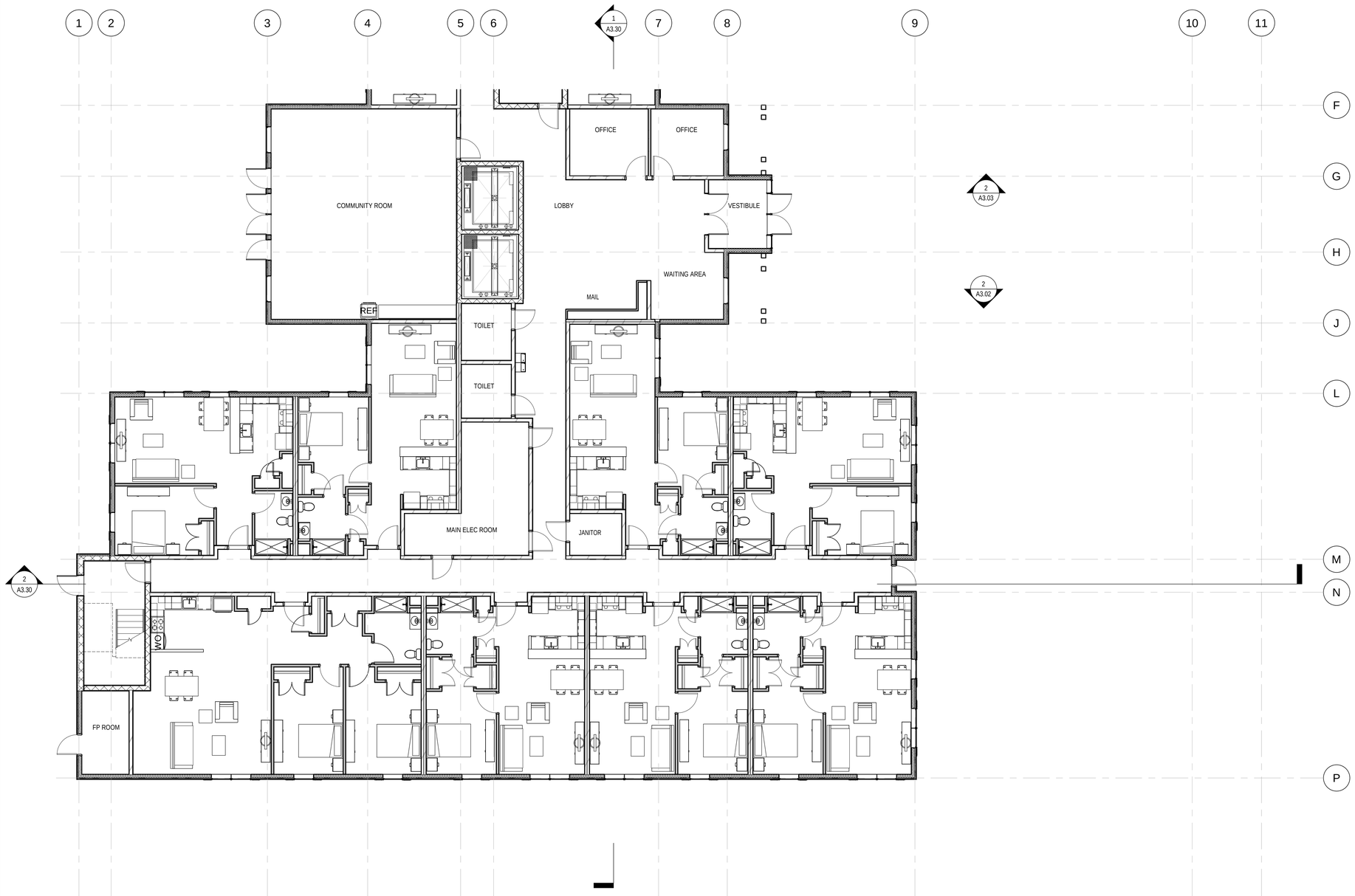

1 LEVEL 1 - SOUTH
1/8" = 1'-0"

SHEET NOTES

1. SEE SHEET A0.01 FOR GENERAL NOTES.

CODED NOTES

COMMON GROUND DEVELOPMENT CORPORATION
155 Merrimack Street 2nd Floor
Lowell MA 01852

DRACUT CENTER
SENIOR HOUSING

1530 BRIDGE STREET
DRACUT, MA 01826

BWA ARCHITECTURE
132 Lincoln Street, Boston MA 02111 617.350.7420
www.bwaboston.com

Issue

No.	Description	Date
01	50% SCHEMATIC	10/23/19

DRAWING TITLE

FLOOR PLAN - LEVEL 1 SOUTH

SHEET NO.

A2.12

PROJECT NO. 1916

© Copyright BWA Architecture, INC

NORTH

0 4' 8' 16'
SCALE: 1/8"=1'-0"

10/23/2019 11:37:09 AM C:\Users\GenevieveFrank\Documents\1916_A_CGDC Dracut_BldgSite_R18_gfrank97R6G.rvt

SHEET NOTES

1. SEE SHEET A0.01 FOR GENERAL NOTES.

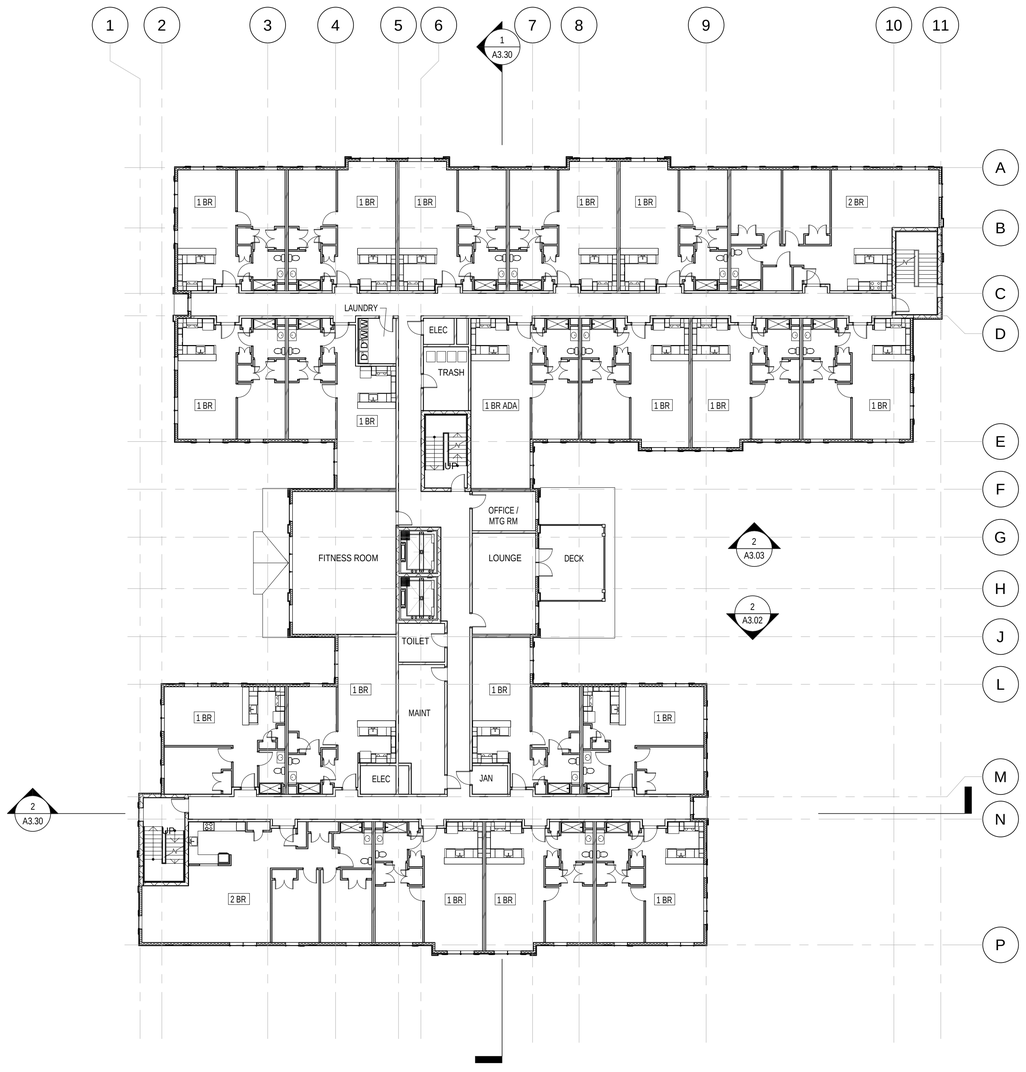

1 FLOOR PLAN - LEVEL 2
1/16" = 1'-0"

CODED NOTES

NORTH

0 8' 16' 32'
SCALE: 1/16" = 1'-0"

COMMON GROUND
DEVELOPMENT CORPORATION

155 Merrimack Street 2nd Floor
Lowell MA 01852

DRACUT CENTER
SENIOR HOUSING

1530 BRIDGE STREET
DRACUT, MA 01826

BWA ARCHITECTURE

132 Lincoln Street, Boston MA 02111 617.350.7420
www.bwaboston.com

Issue

No.	Description	Date
01	50% SCHEMATIC	10/23/19

DRAWING TITLE

FLOOR PLAN - LEVEL 2

SHEET NO.

A2.20

PROJECT NO. 1916

© Copyright BWA Architecture, INC

C:\Users\GenevieveFrank\Documents\1916_A_CGDC Dracut_BldgSite_R18_gfrank97R6G.rvt
10/23/2019 11:37:19 AM

SHEET NOTES

1. SEE SHEET A0.01 FOR GENERAL NOTES.

CODED NOTES

1 LEVEL 2 - NORTH
1/8" = 1'-0"

NORTH

0 4' 8' 16'
SCALE: 1/8"=1'-0"

COMMON GROUND DEVELOPMENT CORPORATION

155 Merrimack Street 2nd Floor
Lowell MA 01852

DRACUT CENTER
SENIOR HOUSING

1530 BRIDGE STREET
DRACUT, MA 01826

BWA ARCHITECTURE

132 Lincoln Street, Boston MA 02111 617.350.7420
www.bwaboston.com

Issue

No.	Description	Date
01	50% SCHEMATIC	10/23/19

DRAWING TITLE

FLOOR PLAN - LEVEL 2 NORTH

SHEET NO.

A2.21

PROJECT NO. 1916

© Copyright BWA Architecture, INC

10/23/2019 11:37:30 AM C:\Users\GenevieveFrank\Documents\1916_A_CGDC Dracut_BldgSite_R18_gfrank97R6G.rvt

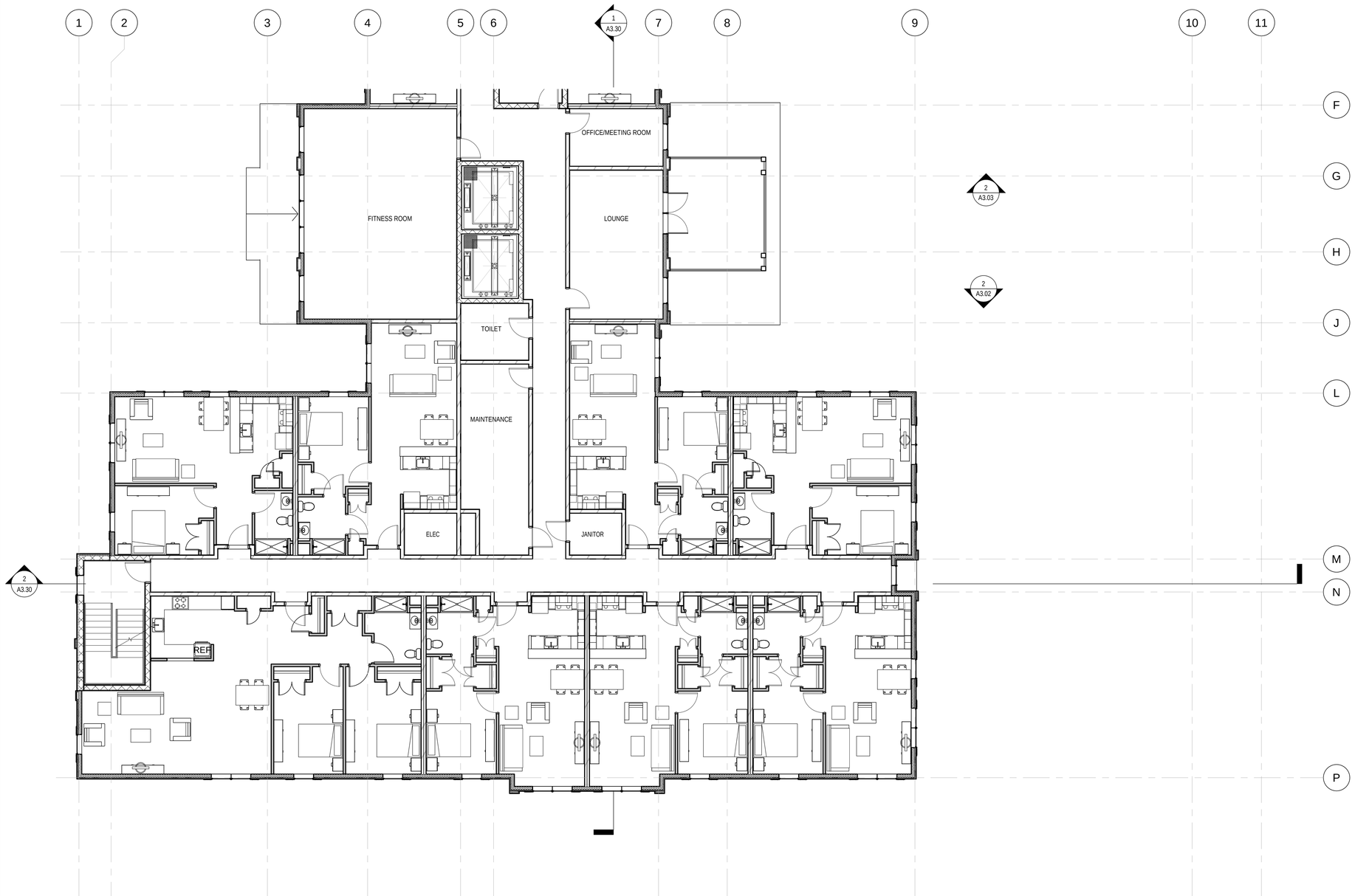

1 LEVEL 2 - SOUTH
1/8" = 1'-0"

SHEET NOTES

1. SEE SHEET A0.01 FOR GENERAL NOTES.

CODED NOTES

COMMON GROUND DEVELOPMENT CORPORATION
155 Merrimack Street 2nd Floor
Lowell MA 01852

DRACUT CENTER
SENIOR HOUSING

1530 BRIDGE STREET
DRACUT, MA 01826

BWA ARCHITECTURE
132 Lincoln Street, Boston MA 02111 617.350.7420
www.bwaboston.com

Issue

No.	Description	Date
01	50% SCHEMATIC	10/23/19

DRAWING TITLE

FLOOR PLAN - LEVEL 2 SOUTH

SHEET NO.

A2.22

PROJECT NO. 1916

© Copyright BWA Architecture, INC

NORTH

0 4' 8' 16'
SCALE: 1/8"=1'-0"

C:\Users\GenevieveFrank\Documents\1916_A_CGDC Dracut_BldgSite_R18_gfrank97R6G.rvt
10/23/2019 11:37:39 AM

SHEET NOTES

1. SEE SHEET A0.01 FOR GENERAL NOTES.

CODED NOTES

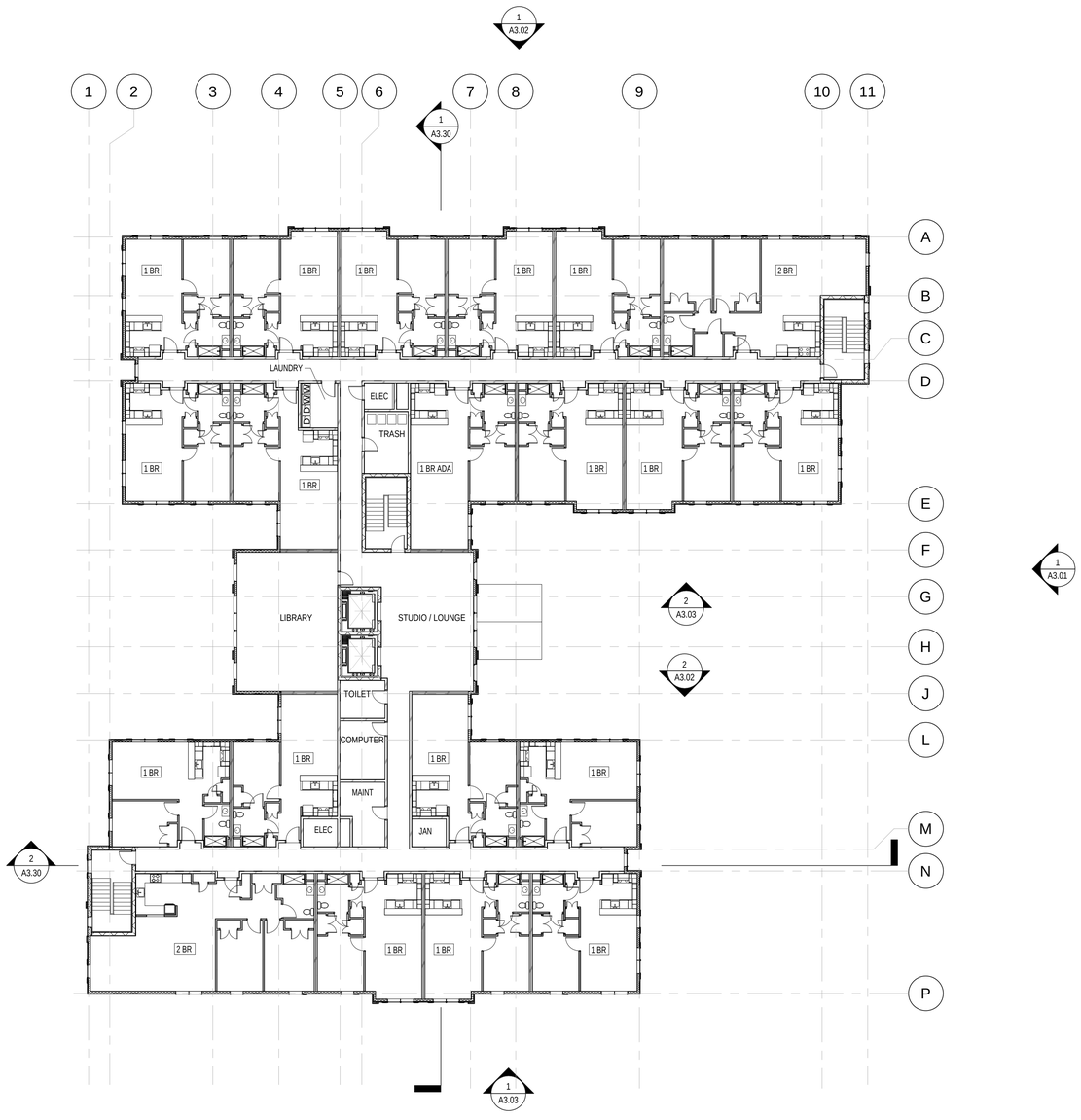

1 FLOOR PLAN - LEVEL 3
1/16" = 1'-0"

0 8' 16' 32'
SCALE: 1/16" = 1'-0"

COMMON GROUND DEVELOPMENT CORPORATION

155 Merrimack Street 2nd Floor
Lowell MA 01852

DRACUT CENTER SENIOR HOUSING

1530 BRIDGE STREET
DRACUT, MA 01826

BWA ARCHITECTURE

132 Lincoln Street, Boston MA 02111 617.350.7420
www.bwaboston.com

Issue

No.	Description	Date
01	50% SCHEMATIC	10/23/19

DRAWING TITLE

FLOOR PLAN - LEVEL 3

SHEET NO.

A2.30

PROJECT NO. 1916

© Copyright BWA Architecture, INC

10/23/2019 11:37:50 AM C:\Users\GenevieveFrank\Documents\1916_A_CGDC Dracut_BldgSite_R18_gfrank97R6G.rvt

SHEET NOTES

1. SEE SHEET A0.01 FOR GENERAL NOTES.

CODED NOTES

1 LEVEL 3 - NORTH
1/8" = 1'-0"

NORTH

0 4' 8' 16'
SCALE: 1/8"=1'-0"

COMMON GROUND DEVELOPMENT CORPORATION

155 Merrimack Street 2nd Floor
Lowell MA 01852

DRACUT CENTER
SENIOR HOUSING

1530 BRIDGE STREET
DRACUT, MA 01826

BWA ARCHITECTURE

132 Lincoln Street, Boston MA 02111 617.350.7420
www.bwaboston.com

Issue

No.	Description	Date
01	50% SCHEMATIC	10/23/19

DRAWING TITLE

FLOOR PLAN - LEVEL 3 NORTH

SHEET NO.

A2.31

PROJECT NO. 1916

© Copyright BWA Architecture, INC

10/23/2019 11:38:06 AM C:\Users\GenevieveFrank\Documents\1916_A_CGDC Dracut_BldgSite_R18_gfrank97R6G.rvt

1 LEVEL 3 - SOUTH
1/8" = 1'-0"

SHEET NOTES

1. SEE SHEET A0.01 FOR GENERAL NOTES.

CODED NOTES

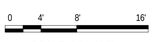

SCALE: 1/8"=1'-0"

COMMON GROUND DEVELOPMENT CORPORATION

155 Merrimack Street 2nd Floor
Lowell MA 01852

DRACUT CENTER
SENIOR HOUSING

1530 BRIDGE STREET
DRACUT, MA 01826

BWA ARCHITECTURE

132 Lincoln Street, Boston MA 02111 617.350.7420
www.bwaboston.com

Issue

No.	Description	Date
01	50% SCHEMATIC	10/23/19

DRAWING TITLE

FLOOR PLAN - LEVEL 3 SOUTH

SHEET NO.

A2.32

PROJECT NO. 1916

© Copyright BWA Architecture, INC

10/23/2019 11:38:16 AM C:\Users\GenevieveFrank\Documents\1916_A_CGDC Dracut_BldgSite_R18_gfrank97R6G.rvt

SHEET NOTES

1. SEE SHEET A0.01 FOR GENERAL NOTES.

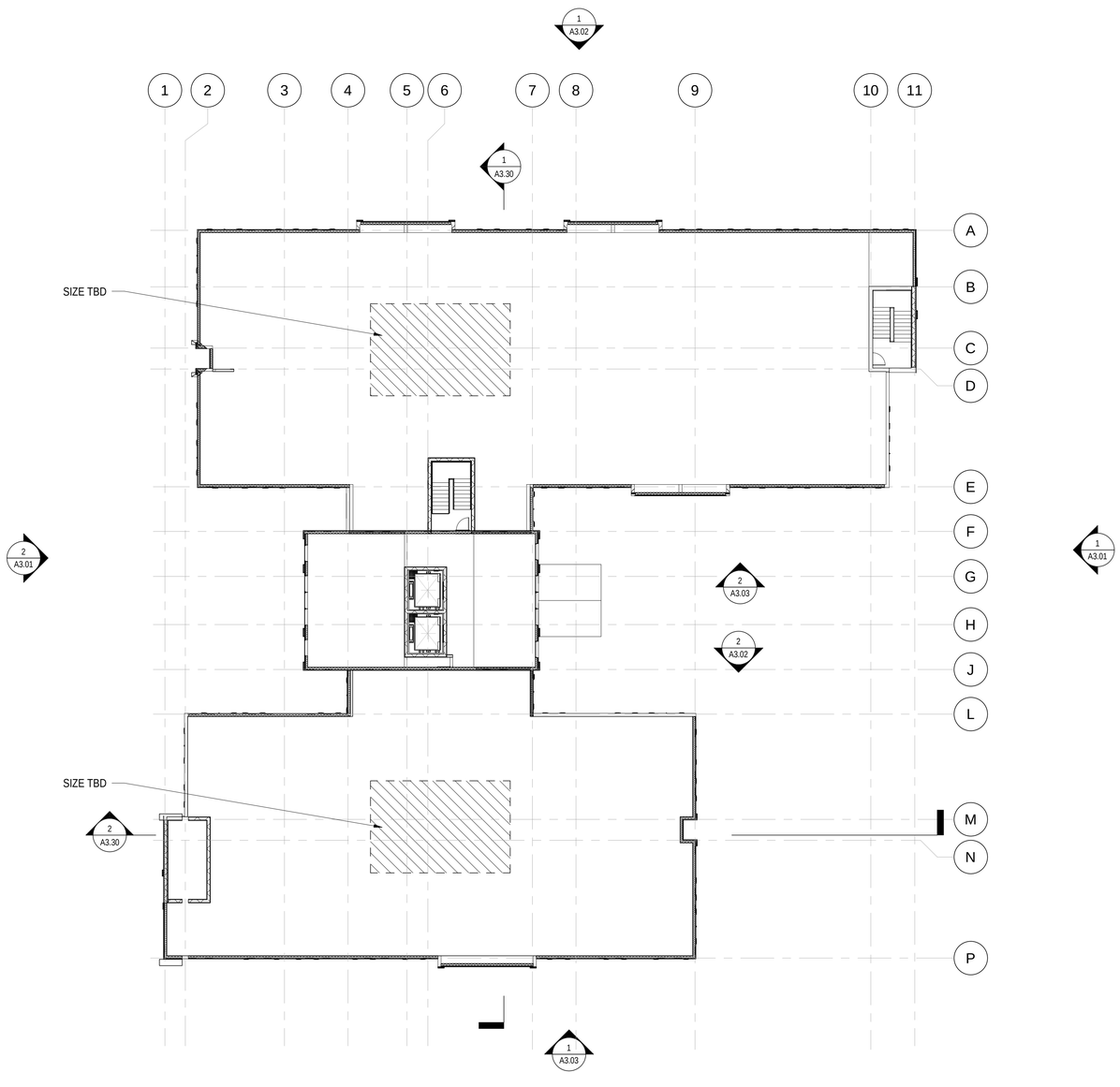

CODED NOTES

1 ATTIC PLAN
1/16" = 1'-0"

NORTH

0 8' 16' 32'
SCALE: 1/16" = 1'-0"

COMMON GROUND
DEVELOPMENT CORPORATION

155 Merrimack Street 2nd Floor
Lowell MA 01852

DRACUT CENTER
SENIOR HOUSING

1530 BRIDGE STREET
DRACUT, MA 01826

BWA ARCHITECTURE

132 Lincoln Street, Boston MA 02111 617.350.7420
www.bwaboston.com

Issue

No.	Description	Date
01	50% SCHEMATIC	10/23/19

DRAWING TITLE

ATTIC PLAN

SHEET NO.

A2.40

PROJECT NO. 1916

© Copyright BWA Architecture, INC

10/23/2019 11:38:24 AM C:\Users\GeneviveFrank\Documents\1916_A_CGDC Dracut_BldgSite_R18_gfrank97R6G.rvt

SHEET NOTES

1. SEE SHEET A0.01 FOR GENERAL NOTES.

CODED NOTES

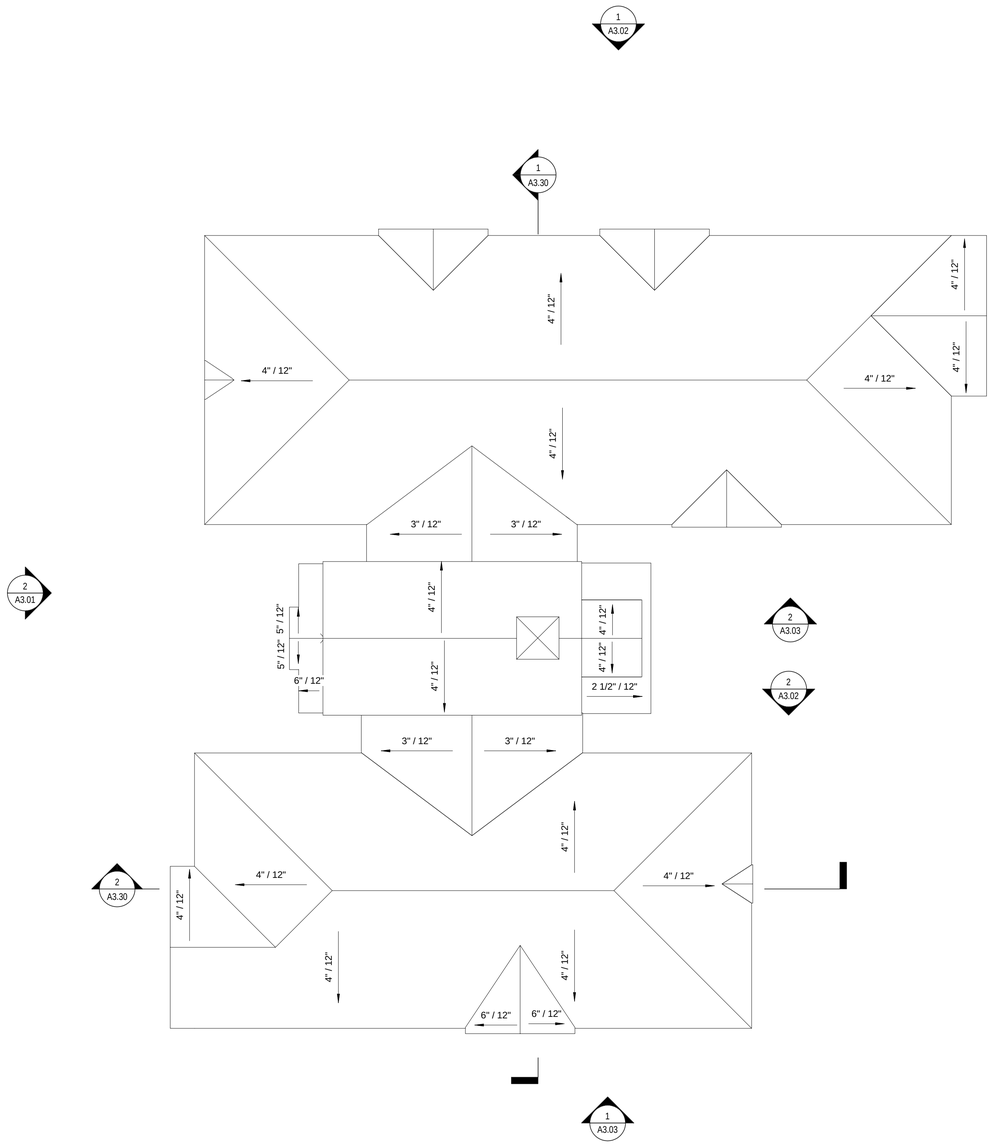

1 ROOF PLAN
1/16" = 1'-0"

NORTH

0 8' 16' 32'
SCALE: 1/16" = 1'-0"

COMMON GROUND
DEVELOPMENT CORPORATION

155 Merrimack Street 2nd Floor
Lowell MA 01852

DRACUT CENTER
SENIOR HOUSING

1530 BRIDGE STREET
DRACUT, MA 01826

BWA ARCHITECTURE

132 Lincoln Street, Boston MA 02111 617.350.7420
www.bwaboston.com

Issue

No.	Description	Date
01	50% SCHEMATIC	10/23/19

DRAWING TITLE

ROOF PLAN

SHEET NO.

A2.50

PROJECT NO. 1916

© Copyright BWA Architecture, INC

10/23/2019 11:38:32 AM C:\Users\GenevieveFrank\Documents\1916_A_CGDC Dracut_BldgSite_R18_gfrank97R6G.rvt

SHEET NOTES

1. SEE SHEET A0.01 FOR GENERAL NOTES.

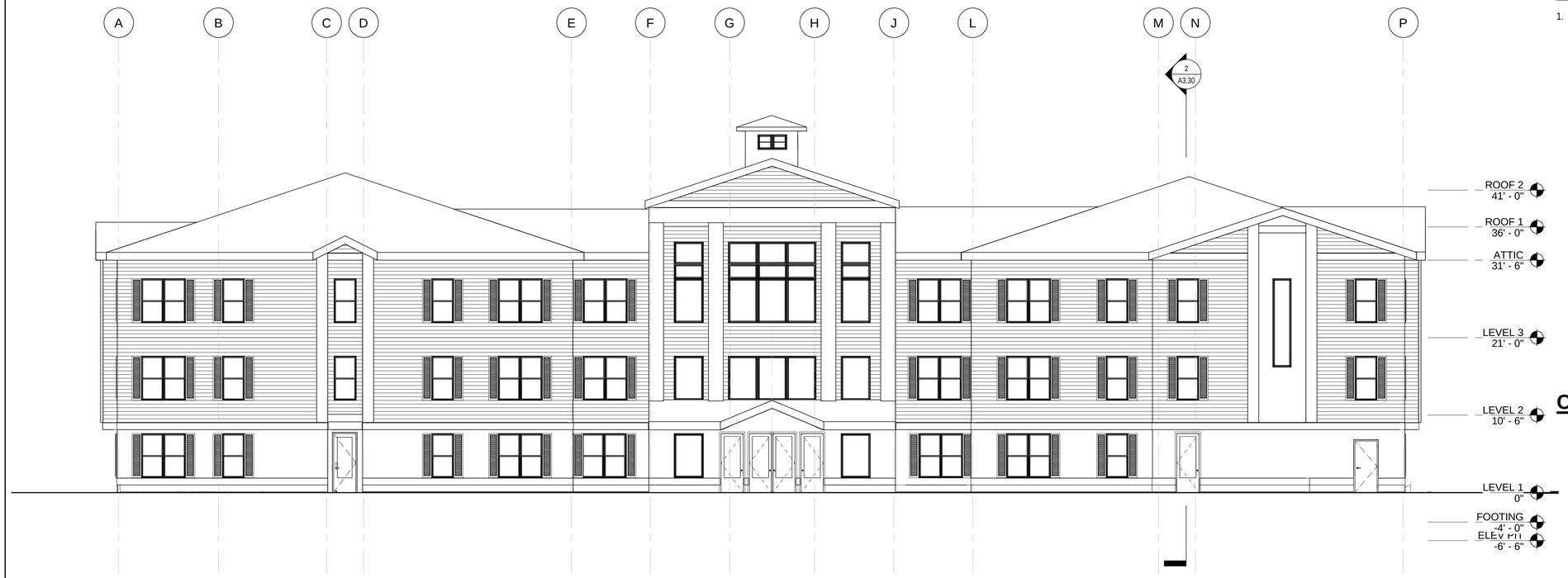

2 WEST ELEVATION
1/8" = 1'-0"

CODED NOTES

1 EAST ELEVATION
1/8" = 1'-0"

0 4' 8' 16'
SCALE: 1/8"=1'-0"

COMMON GROUND
DEVELOPMENT CORPORATION

155 Merrimack Street 2nd Floor
Lowell MA 01852

DRACUT CENTER
SENIOR HOUSING

1530 BRIDGE STREET
DRACUT, MA 01826

BWA ARCHITECTURE

132 Lincoln Street, Boston MA 02111 617.350.7420
www.bwaboston.com

Issue

No.	Description	Date
01	50% SCHEMATIC	10/23/19

DRAWING TITLE

EAST AND WEST
ELEVATIONS

SHEET NO.

A3.01

PROJECT NO. 1916

© Copyright BWA Architecture, INC

C:\Users\GenevieveFrank\Documents\1916_A_CGDC Dracut_BldgSite_R18_gfrank97R6G.rvt

10/23/2019 11:38:53 AM

SHEET NOTES

1. SEE SHEET A0.01 FOR GENERAL NOTES.

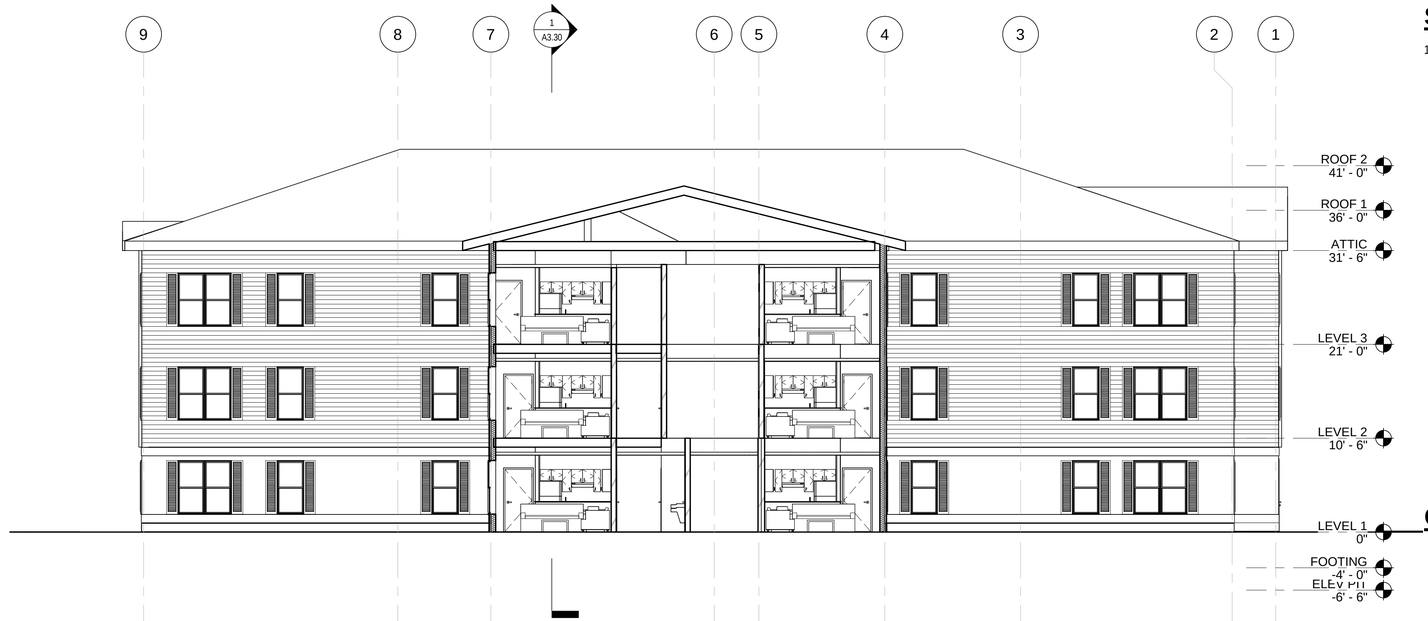

CODED NOTES

2 NORTH ELEVATION
1/8" = 1'-0"

1 NORTH ELEVATION
1/8" = 1'-0"

0 4' 8' 16'
SCALE: 1/8"=1'-0"

COMMON GROUND DEVELOPMENT CORPORATION

155 Merrimack Street 2nd Floor
Lowell MA 01852

DRACUT CENTER
SENIOR HOUSING

1530 BRIDGE STREET
DRACUT, MA 01826

BWA ARCHITECTURE

132 Lincoln Street, Boston MA 02111 617.350.7420
www.bwaboston.com

Issue

No.	Description	Date
01	50% SCHEMATIC	10/23/19

DRAWING TITLE

NORTH ELEVATIONS

SHEET NO.

A3.02

PROJECT NO. 1916

© Copyright BWA Architecture, INC

C:\Users\GenevieveFrank\Documents\1916_A_CGDC Dracut_BldgSite_R18_gfrank92786G.rvt

10/23/2019 11:39:09 AM

2 SOUTH ELEVATION
1/8" = 1'-0"

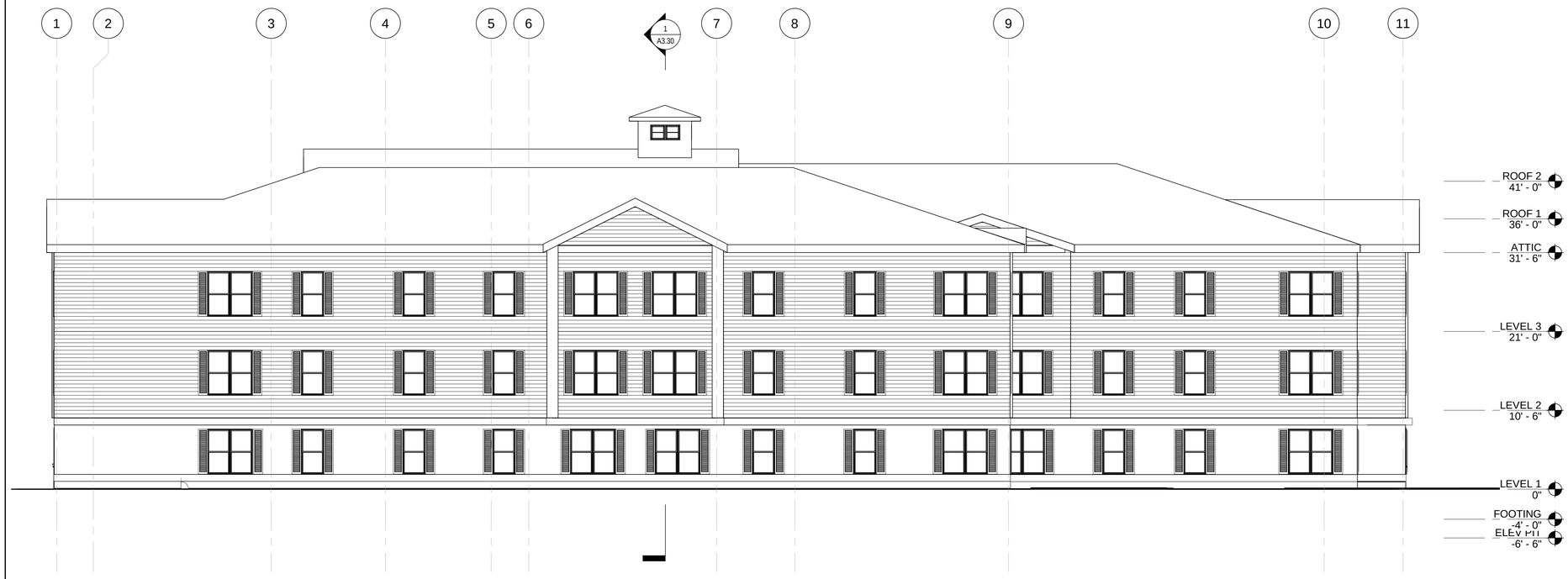

1 SOUTH ELEVATION
1/8" = 1'-0"

SHEET NOTES

1. SEE SHEET A0.01 FOR GENERAL NOTES.

CODED NOTES

0 4' 8' 16'
SCALE: 1/8"=1'-0"

COMMON GROUND DEVELOPMENT CORPORATION

155 Merrimack Street 2nd Floor
Lowell MA 01852

DRACUT CENTER
SENIOR HOUSING

1530 BRIDGE STREET
DRACUT, MA 01826

BWA ARCHITECTURE

132 Lincoln Street, Boston MA 02111 617.350.7420
www.bwaboston.com

Issue

No.	Description	Date
01	50% SCHEMATIC	10/23/19

DRAWING TITLE

SOUTH ELEVATIONS

SHEET NO.

A3.03

PROJECT NO. 1916

© Copyright BWA Architecture, INC

C:\Users\GenevieveFrank\Documents\1916_A_CGDC Dracut_BldgSite_R18_gfrank97R6G.rvt

10/23/2019 11:39:26 AM